

6"

SUPER DOMINATOR 650


One piece top-adaptor reduces internal parts. No make up required. External N.R.V. for easy maintenance.

Revised chamber volumes and cycle timing to optimize performance.

Simplified piston geometry for improved balance and location within the cylinder.

Heavy duty reversible cylinder for extended hammer life.

IR DHD 360, Cop 64 and A53-15/SD6 shank reduces contact stresses and wear rates.



The Super Dominator 650 combines the raw power of the Super Dominator 600 with extended hammer life in abrasive conditions due to its heavy duty outside diameter and reversible cylinder. The unique one piece top-adaptor with N.R.V. (Non-Return-Valve) makes the hammer easy to inspect and maintain.

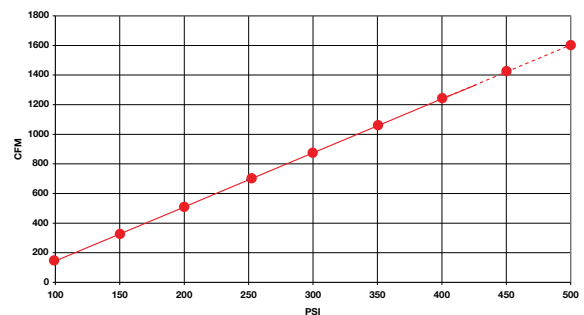
Super Dominator 650 requires only few tools to service and maintain the hammer.

Suitable for operation at air pressures of 100 - 435 psi (7 - 30 bar).

Drilling diameters of 165mm - 241mm (6 1/2 - 9 1/2").

Air Consumption


Super Dominator 650 Air Consumption



Available Shanks

IR DHD 360

Sandvik Mission A53-15/SD6



Hammer Overview

Hammer Type	Super Dominator 650	
Part Number	600213	600233
Shank	Ingersoll Rand	Sandvik Mission
	DHD 360	A53-15/SD6
Top Thread	3 .1/2" Api Reg Pin	3 .1/2" Api Reg Pin
Flat Hammer Size	101mm (3.977")	101mm (3.977")
Weight	104 Kg	104 Kg
Outside Diameter	146mm (5.748")	146mm (5.748")
Make Up Length	1139mm (44.842")	1139mm (44.842")
Recommended Minimum Thrust	500 Kg (1100 Lbs)	500 Kg (1100 Lbs)
Recommended Maximum Thrust	1500 Kg (3300 Lbs)	1500 Kg (3300 Lbs)

Parts List

Hammer Type	Super Dominator 650			
Shank	I.R DHD360	A53-15 / SD6	SK	RK
Model Number	600213	600233	Contents	
Item	Description	Part Number	Quantities	
1	Thread Protector	201701	201701	-
2	Snap Ring	783050	783050	2
3	N.R.V. Seat	603872	603872	1
4	O'Ring	768112	768112	2
5	Non Return Valve	603554	603554	1
6	N.R.V. Spring	760135	760135	2
7	N.R.V. Spring Shield	602652	603652	1
8	Top-Adaptor	603643	603643	-
9	O'Ring	768140	768140	2
10	O'Ring	768055	768055	2
11	Cylinder	603151	603151	-
12	Piston	602891	602600	-
13	Snap Ring	783017	783017	2
14	Bottom Spacer	-	601943	-
15	O'Ring	747105	-	2
16	Bit Guide Bush	602239	601992	1
17	Bit Retaining Ring	603749	601994	1
18	O'Ring	747105	747105	2
19	Chuck Spacer	601928	601928	1
20	Chuck	602595	602017	1
21	End Cap	741009	741009	-
SK	Service Kit	SK28	SK44	
RK	Repair Kit	RK48	RK71	
	Foot Valve	601595	601570	
	F/V Tool - Body	601878	601568	
	F/V Tool - Pusher	601569	601569	

Drill Bits

Part Number	Diameter mm	Inch	Face Design	Type	Button Qty	Over Size	Weight (Kg)
Ingersoll Rand (DHD360) / Atlas Copco Cop64							
650789	165	6.1/2	Concave	Domed	18 x 16mm		25.5
650795	165	6.1/2	Convex	Domed	20 x 16mm		26
653134	165	6.1/2	Convex	Domed	16 x 16mm / 12 x 16mm Long		25
653038	170	6.3/4	Concave	Domed	18 x 16mm		26.5
653097	180	7	Concave	Domed	18 x 16mm	Y	27.3
653098	190	7.1/2	Concave	Domed	24 x 16mm	Y	30
653023	200	7.7/8	Convex	Domed	21 x 16mm	Y	34.5
650673	203	8	Concave	Domed	31 x 16mm	Y	35.2
650684	220	8.5/8	Concave	Domed	22 x 20mm	Y	40
650696	241	9.1/2	Flat	Domed	18 x 16mm / 10 x 20mm	Y	50
Sandvik Mission A53-15 / SD6							
650790	165	6.1/2	Concave	Domed	18 x 16mm		27.5
650940	165	6.1/2	Convex	Domed	19 x 16mm		27.5
650701	171	6.3/4	Concave	Domed	24 x 16mm		26.2
650695	178	7	Flat	Domed	20 x 16mm	Y	29
650008	191	7.1/2	Concave	Domed	24 x 16mm	Y	30
650336	203	8	Convex	Domed	20 x 16mm	Y	36
650065	216	8.1/2	Concave	Domed	22 x 20mm	Y	36

Halco Rock Tools
Quality Management System
is Certified to ISO9001: 2008
Certificate No: LRQ 0850659



West lane, Southowram, Halifax, HX3 9TW

Tel: + 44 (0) 1422 399900, Fax: + 44 (0) 1422 330186

Email: salesuk@halcorocktools.com • salesusa@halcorocktools.com • salesaus@halcorocktools.com

halcorocktools.com